

P / TUSCAN

PINETUM MANUFACTURING LIMITED

THE TRADITIONAL SOLID PINE COLLECTION



CONTENTS

Pinetum Furniture Collection | Page 1

Introducing Tuscan | Pages 2 - 3

Tuscan Dining | Pages 4 - 9

Tuscan Living | Pages 10 - 23

Tuscan Home Office | Page 24

Tuscan Kitchen | Pages 25

Tuscan Bedroom | Pages 26 - 35

Tuscan Finishes | Page 36

Pinetum Chair Fabrics | Page 37

Customer Specials and Furniture Care | Page 38

Room Planner | Page 39

Notes | Page 40

Welcome to the Pinetum furniture collection....

....based in the UK, Pinetum's humble beginnings in pine bookcase manufacture has now led to it developing a well-deserved reputation as one of the UK's leading manufacturers of quality crafted and beautifully designed furniture.

Proud of its British manufacturing heritage, Pinetum occupies three factories on a 4 acre site in Warminster, Wiltshire with over 50,000 square feet of fully environmentally- controlled production space. Combining the skills of traditional craftsmanship with high tech manufacturing processes allows us to create furniture to a standard which is unsurpassed.

Pinetum's furniture collections range from the traditional pine furniture collections in our Tuscan and Roman ranges to very contemporary designs such as those found in the Quercus and Como ranges. Our philosophy of being led by design innovation and quality means that Pinetum's range caters for every home be it a modern city centre studio or a grand country house.

Each piece of furniture is made-to-order using only the finest raw materials. Only solid wood is used throughout each piece, which is assembled using traditionally crafted methods using dovetail and mortise and tenon joints throughout, with absolutely no use of chipboard, veneers, foils or MDF.

In today's world of predominantly imported products and variable standards, Pinetum prides itself on not only providing exceptionally designed, genuine top quality furniture manufactured right here in the UK, but also on the level of customer service it can provide to ensure that the pleasure of owning a piece of Pinetum furniture lasts as long as it does.

We hope you enjoy owning a piece of Pinetum furniture as much as we have enjoyed creating it.

p.4

THE TUSCAN COLLECTION

This traditional range of furniture is designed to be a perfect complement to every living space. Clean lines and a distinctly solid-feel add to the classic appeal of this extensive collection.



Large 3 Bay Dresser Base with Spice Drawer Glazed Top (AGDL320) and 78-38-12 Half Door Bookcase (AGAB273) in Victorian Wax Finish

p.5

TUSCAN COLLECTION : DINING

Tuscan Dining Tables

All Pinetum tables have been manufactured to be common across all pine ranges and complement the traditional lines of the Tuscan furniture collection beautifully.

A wide variety of table designs are available to complement every home. Many styles are available in extending versions to allow for increased seating whilst maintaining a small footprint. All extending tables are provided with a loose extension leaf. Most table models also allow the leaf to be stored away inside the table frame for convenience.

NB: 4-3 Extending Taper Leg Table , 4-3 Extending Farmhouse Table and 48" Extending Round Pedestal Table are supplied with loose leaves which do not store inside the table frame. All extension leaves are a standard 24" width apart from those supplied for 4-3 extending tables which are 12" wide.

All Pinetum dining tables come with chamfered tops as standard but are also available with Bullnose tops as an option.

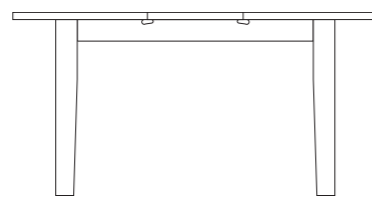
Please turn to page 36 for colour and finish options available for the Tuscan range.

Complement your Pinetum table perfectly by choosing from a wide variety of chairs, made from solid beech. For the full range of chairs available in the Tuscan range please see page 9.

Pinetum Taper Leg Table / Pinetum Extending Taper Leg Table



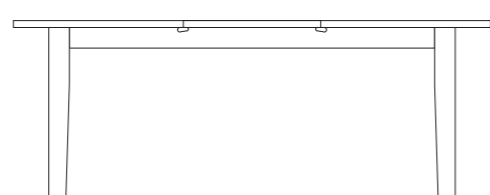
4-3 Taper Leg Table
H 765mm x W 1220mm x D 915mm
APTT435



4-3 Extending Taper Leg Table
H 765mm x W 1524mm x D 915mm
APTT434



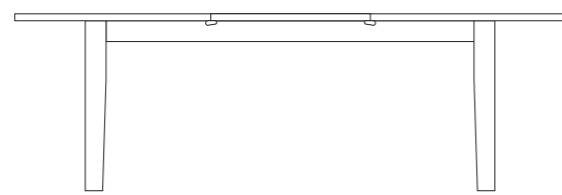
5-3 Taper Leg Table
H 765mm x W 1524mm x D 915mm
APTT535



5-3 Extending Taper Leg Table
H 765mm x W 2084mm x D 915mm
APTT534



6-3 Taper Leg Table
H 765mm x W 1829mm x D 915mm
APTT635



6-3 Extending Taper Leg Table
H 765mm x W 2384mm x D 915mm
APTT634

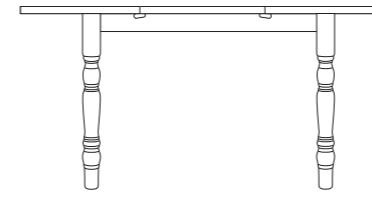


Pinetum 4-3 Taper Leg Table (APTT435), Sofia Chair with Faro Wine Red Seat (APSE023) and Large 2 Bay Dresser Base with Spice Drawer Glazed Top (AGDL220) in Repro Wax Finish



Pinetum 5-3 Great Farmhouse Table with Chamfered Top (APTG535) and Riga Chair with Faro Brown Seat (APSG022) in Repro Wax Finish

Pinetum Extending Farmhouse Table / Pinetum Farmhouse Table



4-3 Extending Farmhouse Table
H 765mm x W 1524mm x D 915mm
APTF434



5-3 Farmhouse Table
H 765mm x W 1524mm x D 915mm
APTF535



6-3 Farmhouse Table
H 765mm x W 1829mm x D 915mm
APTF635

Pinetum Great Farmhouse Table

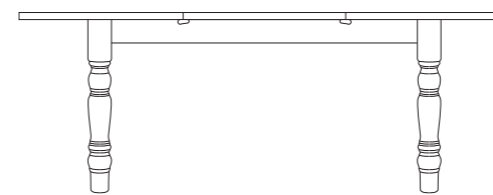


5-3 Great Farmhouse Table
H 765mm x W 1524mm x D 915mm
APTG535

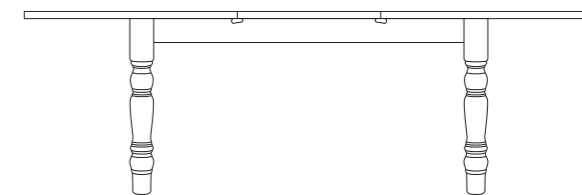


6-3 Great Farmhouse Table
H 765mm x W 1829mm x D 915mm
APTG635

Pinetum Extending Great Farmhouse Table



5-3 Extending Great Farmhouse Table
H 765mm x W 2084mm x D 915mm
APTG534

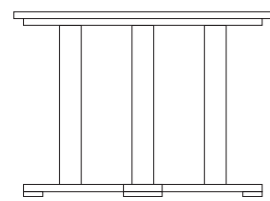


6-3 Extending Great Farmhouse Table
H 765mm x W 2384mm x D 915mm
APTG634

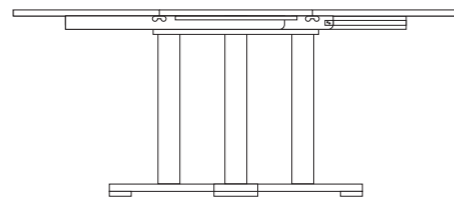


Pinetum 36" Extending Round Pedestal Table (APTP640) and Riga G Chair with Faro Cream Seat (APSG221) in Repro Wax Finish

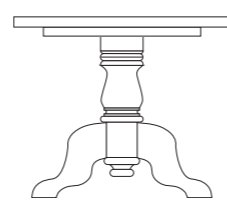
Pinetum Round Tables



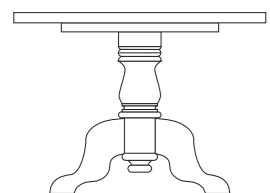
42" Round Table
H 765mm x W 1067mm x D 1067mm
APTP480



48" Extending Round Pedestal Table
H 765mm x W 1829mm x D 1220mm
APTP640



36" Round Farmhouse Table
H 762mm x W 915mm x D 915mm
APTP036



42" Round Farmhouse Table
H 762mm x W 1067mm x D 1067mm
APTP042

TUSCAN COLLECTION : DINING

Pinetum Chairs and Benches

A wide variety of beautifully styled chairs are available in the Pinetum collection, each selected to perfectly complement your choice of table. All chairs are made from solid Beech under contract by carefully selected suppliers then finished in the UK by Pinetum. All Pinetum chair frames can be finished in a variety of waxed or lacquered finishes. Please turn to page 36 for the full range of finishes available. A wide range of seat pads is available to suit your own personal taste and room décor (see page 37). Two sizes of dining benches are also available as an alternative seating option. NB: Beech seat option only available on: Amish Chair, Bretton Chair, Bretton Carver, Slat Bar Stool and Bretton Bar stool. All Chairs shown in Repro Wax Finish.



Amish Chair with Brown Faro Seat Pad
H 1067mm x W 457mm x D 406mm



Bretton Chair with Brown Faro Seat Pad
H 998mm x W 457mm x D 406mm



Bretton Carver with Brown Faro Seat Pad
H 998mm x W 559mm x D 406mm



Oslo Chair with Brown Faro Seat Pad
H 840mm x W 440mm x D 500mm



Riga Chair with Brown Faro Seat Pad
H 840mm x W 440mm x D 500mm



Riga G Chair with Brown Faro Seat Pad
H 840mm x W 440mm x D 500mm



Sofia Chair with Brown Faro Seat Pad
H 990mm x W 460mm x D 500mm



Pinetum 1.5 Taper Leg Bench APOA515
H 460mm x W 1524mm x D 330mm
Pinetum 1.8 Taper Leg Bench APOA615
H 460mm x W 1829mm x D 330mm

TUSCAN COLLECTION : LIVING

Tuscan Dressers, Dresser Bases and Sideboards

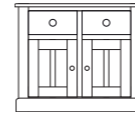
The traditional lines and styling of Tuscan furniture is shown best in the stunning selection of dressers, bases and racks available in the range. Available in a wide variety of sizes, they can even be customised for those who want to display plates and other valuables, as we can also provide grooved shelves to hold them in place. The addition of the deluxe pack which includes low voltage lighting and glass shelves particularly enhances the Tuscan dresser collection.

Dresser bases are also available as separate units.

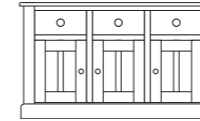


Pinetum Small 3 Bay Dresser Base with Open Top (AGDA300) in Repro Wax Finish

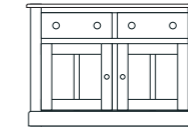
Tuscan Dresser Bases and Combinations



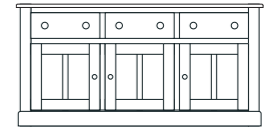
Small 2 Bay Dresser Base
H 868mm x W 1040mm x D 450mm
AGDD200



Small 3 Bay Dresser Base
H 868mm x W 1470mm x D 450mm
AGDD300



Large 2 Bay Dresser Base
H 918mm x W 1328mm x D 590mm
AGDR200



Large 3 Bay Dresser Base
H 918mm x W 1860mm x D 590mm
AGDR300




Small 2 Bay Dresser with Open Top
H 1961mm x W 1060mm x D 450mm
AGDA200



Small 2 Bay Dresser with Glazed Top
H 1961mm x W 1060mm x D 450mm
AGDA210



Small 3 Bay Dresser with Open Top
H 1961mm x W 1490mm x D 450mm
AGDA300



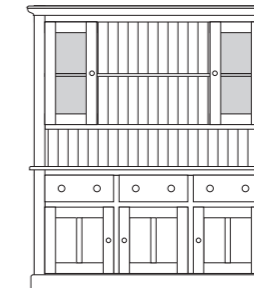
Small 3 Bay Dresser with Glazed Top
H 1961mm x W 1490mm x D 450mm
AGDA310



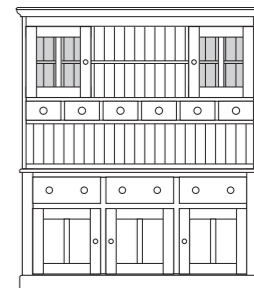
Large 2 Bay Dresser with Glazed Top
H 2151mm x W 1340mm x D 590mm
AGDL210



Large 2 Bay Dresser with Spiced Drawer Glazed Top
H 2151mm x W 1340mm x D 590mm
AGDL220



Large 3 Bay Dresser with Glazed Top
H 2151mm x W 1880mm x D 590mm
AGDL310



Large 3 Bay Dresser with Spiced Drawer Glazed Top
H 2151mm x W 1886mm x D 590mm
AGDL320

Tuscan Sideboard Base and Combination



Centre Drawer Sideboard
H 868mm x W 1470mm x D 450mm
AGDB330



Centre Drawer Sideboard with Glazed Rack
H 1982mm x W 1470mm x D 450mm
AGDA320

TUSCAN COLLECTION : LIVING

Tuscan Coffee Tables and Lamp Table

Enhance any living space with a Pinetum coffee table designed to complement all of the furniture in the Tuscan range. No matter what size of room, there is a coffee table available to suit your home. All coffee tables come with chamfered tops and a choice of either Farmhouse, Straight or Tapered legs. The Farmhouse or Straight leg options are available with or without a practical shelf.


All Pinetum coffee tables are also available with Bullnose tops as an option.

A stylish extra-height lamp table with shelf is also available.



Pinetum 3-2 Farmhouse Coffee Table with Shelf (APOF321) in Repro Wax Finish

Pinetum Farmhouse Coffee Tables



2-2 Farmhouse Coffee Table
H 460mm x W 610mm x D 610mm
APOF220

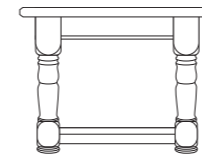


3-2 Farmhouse Coffee Table
H 460mm x W 915mm x D 610mm
APOF320

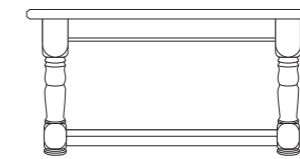


4-2 Farmhouse Coffee Table
H 460mm x W 1220mm x D 610mm
APOF420

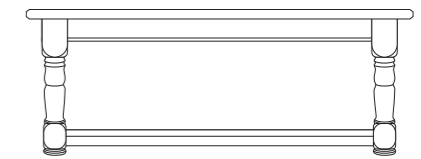
Pinetum Farmhouse Coffee Table with Shelf



2-2 Farmhouse Coffee Table with Shelf
H 460mm x W 610mm x D 610mm
APOF221

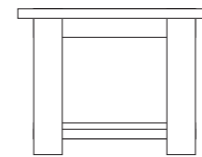


3-2 Farmhouse Coffee Table with Shelf
H 460mm x W 915mm x D 610mm
APOF321




4-2 Farmhouse Coffee Table with Shelf
H 460mm x W 1220mm x D 610mm
APOF421


Pinetum Straight Leg Coffee Table with Shelf



2-2 Straight Leg Coffee Table with Shelf
H 460mm x W 610mm x D 610mm
APOS221

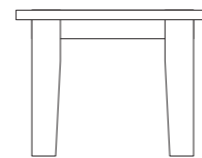


3-2 Straight Leg Coffee Table with Shelf
H 460mm x W 915mm x D 610mm
APOS321




4-2 Straight Leg Coffee Table with Shelf
H 460mm x W 1220mm x D 610mm
APOS421

Pinetum Taper Leg Coffee Tables



2-2 Taper Leg Coffee Table
H 460mm x W 610mm x D 610mm
APOT220




3-2 Taper Leg Coffee Table
H 460mm x W 915mm x D 610mm
APOT320



4-2 Taper Leg Coffee Table
H 460mm x W 1220mm x D 610mm
APOT420

Pinetum Lamp Table



Lamp Table with Shelf
H 585mm x W 620mm x D 450mm
APOG215



Pinetum Lamp Table with Shelf (APOG215) in Repro Wax Finish

TUSCAN COLLECTION : LIVING

Tuscan Bookcases and Tempter Bookcases

Traditionally-styled Tuscan bookcases are available in an impressive selection of sizes and configurations for the safe storage of books and files, or displaying ornaments and collectibles. All bookcases are available in either 9 or 12" shelf depths.

All bookcases have fully adjustable shelving as standard, with 66, 72 and 78" height units having a fixed shelf one-third of the way up to ensure strength and stability.

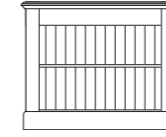


Tuscan 42-38-12 Bookcase (AGAB243) in Victorian Wax Finish

Tuscan Bookcases



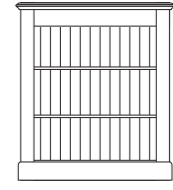
30-26-9 Bookcase AGAB932
H 772mm x W 660mm x D 290mm



30-38-9 Bookcase AGAB933
H 772mm x W 960mm x D 290mm



42-26-9 Bookcase AGAB942
H 1072mm x W 660mm x D 290mm




42-38-9 Bookcase AGAB943
H 1072mm x W 960mm x D 290mm

30-26-12 Bookcase AGAB232
H 792mm x W 660mm x D 365mm


30-38-12 Bookcase AGAB233
H 772mm x W 960mm x D 365mm

42-26-12 Bookcase AGAB242
H 1072mm x W 660mm x D 365mm

42-38-12 Bookcase AGAB243
H 1072mm x W 960mm x D 365mm



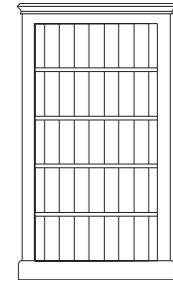
54-26-9 Bookcase AGAB952
H 1372mm x W 660mm x D 290mm



54-38-9 Bookcase AGAB953
H 1372mm x W 960mm x D 290mm



66-26-9 Bookcase AGAB962
H 1672mm x W 660mm x D 290mm



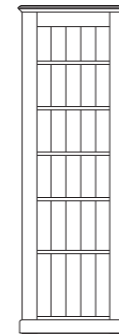
66-38-9 Bookcase AGAB963
H 1672mm x W 960mm x D 290mm

54-26-12 Bookcase AGAB252
H 1372mm x W 660mm x D 365mm

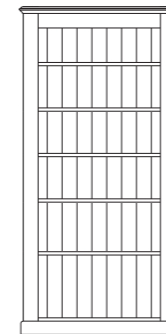
54-38-12 Bookcase AGAB253
H 1372mm x W 960mm x D 365mm

66-26-12 Bookcase AGAB262
H 1672mm x W 660mm x D 365mm

66-38-12 Bookcase AGAB263
H 1672mm x W 960mm x D 365mm



78-26-9 Bookcase AGAB972
H 1972mm x W 660mm x D 290mm



78-38-9 Bookcase AGAB973
H 1972mm x W 960mm x D 290mm

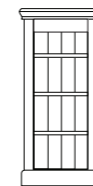
78-26-12 Bookcase AGAB272
H 1972mm x W 660mm x D 365mm

78-38-12 Bookcase AGAB273
H 1972mm x W 960mm x D 365mm

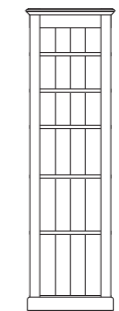
Tuscan Tempter Bookcases



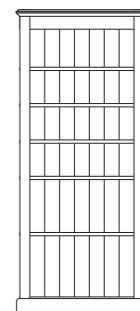
24-20-9 Tempter Bookcase
H 610mm x W 500mm x D 290mm
AGAT922



42-20-9 Tempter Bookcase
H 1072mm x W 500mm x D 290mm
AGAT942



72-20-9 Tempter Bookcase
H 1818mm x W 500mm x D 290mm
AGAT972



72-30-9 Tempter Bookcase
H 1818mm x W 760mm x D 290mm
AGAT973

TUSCAN COLLECTION : LIVING

Tuscan Cabinets

The solid-pine range of Tuscan cabinets (all with mortise and tenon door assembly) offers a vast array of units to choose from in a variety of different configurations; panelled, glazed and half-glazed to make the most of storage or to display your prized ornaments and collectibles.

Half-door cabinets provide storage solutions below an open-shelved bookcase, half-glazed units offer the security of having everything behind glazed and panelled doors whilst fully-panelled cabinets provide for completely hidden storage.

A deluxe option which includes low voltage lighting and fully adjustable glass shelving is available in Tuscan half glazed and half door cabinets.

NB: All line drawings for Tuscan glazed cabinets and Tuscan panelled cabinets show the units as glazed versions. Please note that all cabinets are also available with panelled doors.

Tuscan Glazed Cabinets / Tuscan Panelled Cabinets

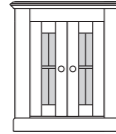


30-26-12 Glazed Cabinet AGAG232
H 792mm x W 660mm x D 365mm

30-26-15 Glazed Cabinet AGAG532
H 792mm x W 660mm x D 450mm

30-26-12 Panelled Cabinet AGAP232
H 792mm x W 660mm x D 365mm

30-26-15 Panelled Cabinet AGAP532
H 792mm x W 660mm x D 450mm

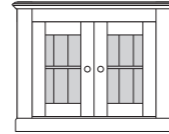


30-26-12 2 Door Glazed Cabinet AGAG231
H 772mm x W 660mm x D 365mm

30-26-15 2 Door Glazed Cabinet AGAG531
H 772mm x W 660mm x D 450mm

30-26-12 2 Door Panelled Cabinet AGAP231
H 772mm x W 660mm x D 365mm

30-26-15 2 Door Panelled Cabinet AGAP531
H 772mm x W 660mm x D 450mm

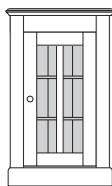


30-38-12 Glazed Cabinet AGAG233
H 772mm x W 960mm x D 365mm

30-26-15 Glazed Cabinet AGAG533
H 772mm x W 960mm x D 450mm

30-38-12 Panelled Cabinet AGAP233
H 772mm x W 960mm x D 365mm

30-38-15 Panelled Cabinet AGAP533
H 772mm x W 960mm x D 450mm

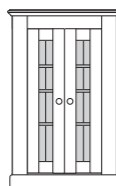


42-26-12 Glazed Cabinet AGAG242
H 1072mm x W 660mm x D 365mm

42-26-15 Glazed Cabinet AGAG542
H 1072mm x W 660mm x D 450mm

42-26-12 Panelled Cabinet AGAP242
H 1072mm x W 660mm x D 365mm

42-26-15 Panelled Cabinet AGAP542
H 1072mm x W 660mm x D 450mm

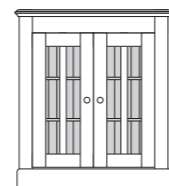


42-26-12 2 Door Glazed Cabinet AGAG241
H 1072mm x W 660mm x D 365mm

42-26-15 2 Door Glazed Cabinet AGAG541
H 1072mm x W 660mm x D 450mm

42-26-12 2 Door Panelled Cabinet AGAP241
H 1072mm x W 660mm x D 365mm

42-26-15 2 Door Panelled Cabinet AGAP541
H 1072mm x W 660mm x D 450mm

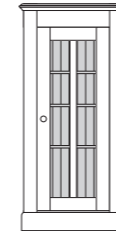


42-38-12 Glazed Cabinet AGAG243
H 1072mm x W 960mm x D 365mm

42-38-15 Glazed Cabinet AGAG543
H 1072mm x W 960mm x D 450mm

42-38-12 Panelled Cabinet AGAP243
H 1072mm x W 960mm x D 365mm

42-38-15 Panelled Cabinet AGAP543
H 1072mm x W 960mm x D 450mm

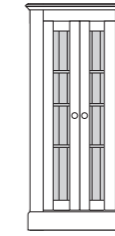


54-26-12 Glazed Cabinet AGAG252
H 1372mm x W 660mm x D 365mm

54-26-15 Glazed Cabinet AGAG552
H 1372mm x W 660mm x D 450mm

54-26-12 Panelled Cabinet AGAP252
H 1372mm x W 660mm x D 365mm

54-26-15 Panelled Cabinet AGAP552
H 1372mm x W 660mm x D 450mm

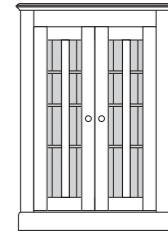


54-26-12 2 Door Glazed Cabinet AGAG251
H 1372mm x W 660mm x D 365mm

54-26-15 2 Door Glazed Cabinet AGAG551
H 1372mm x W 660mm x D 450mm

54-26-12 2 Door Panelled Cabinet AGAP251
H 1372mm x W 660mm x D 365mm

54-26-15 2 Door Panelled Cabinet AGAP551
H 1372mm x W 660mm x D 450mm



54-38-12 Glazed Cabinet AGAG253
H 1372mm x W 960mm x D 365mm

54-38-15 Glazed Cabinet AGAG553
H 1372mm x W 960mm x D 450mm

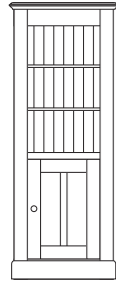
54-38-12 Panelled Cabinet AGAP253
H 1372mm x W 960mm x D 365mm

54-38-15 Panelled Cabinet AGAP553
H 1372mm x W 960mm x D 450mm



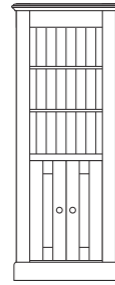
Tuscan 30-38-12 Panelled Cabinet (AGAP233 in Victorian Wax Finish)

Tuscan Half Door Cabinets



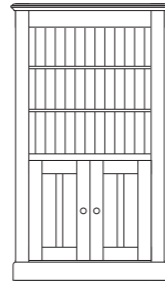
66-26-12 Half Door Cabinet AGAD262
H 1672mm x W 660mm x D 365mm

66-26-15 Half Door Cabinet AGAD562
H 1672mm x W 660mm x D 450mm



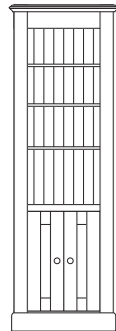
66-26-12 2 Door Half Door Cabinet AGAD261
H 1672mm x W 660mm x D 365mm

66-26-15 2 Door Half Door Cabinet AGAD561
H 1672mm x W 660mm x D 450mm



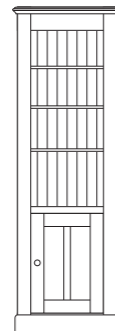
66-38-12 Half Door Cabinet AGAD263
H 1672mm x W 960mm x D 365mm

66-38-15 Half Door Cabinet AGAD563
H 1672mm x W 960mm x D 450mm



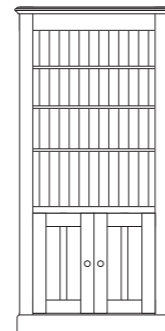
78-26-12 2 Door Half Door Cabinet AGAD271
H 1972mm x W 660mm x D 365mm

78-26-15 2 Door Half Door Cabinet AGAD571
H 1972mm x W 660mm x D 450mm



78-26-12 Half Door Cabinet AGAD272
H 1972mm x W 660mm x D 365mm

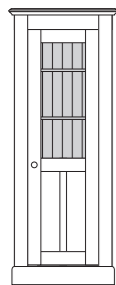
78-26-15 Half Door Cabinet AGAD572
H 1972mm x W 660mm x D 450mm



78-38-12 Half Door Cabinet AGAD273
H 1972mm x W 960mm x D 365mm

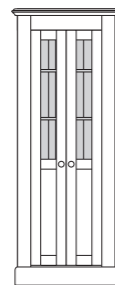
78-38-15 Half Door Cabinet AGAD573
H 1972mm x W 960mm x D 450mm

Tuscan Half Glazed Cabinets




66-26-12 Half Glazed Cabinet AGAH262
H 1672mm x W 660mm x D 365mm

66-26-15 Half Glazed Cabinet AGAH562
H 1672mm x W 660mm x D 450mm



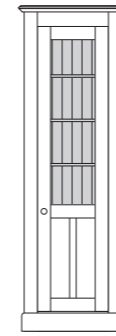
66-26-12 2 Door Half Glazed Cabinet AGAH261
H 1672mm x W 660mm x D 365mm

66-26-15 2 Door Half Glazed Cabinet AGAH561
H 1672mm x W 660mm x D 450mm



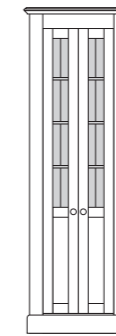
66-38-12 Half Glazed Cabinet AGAH263
H 1672mm x W 960mm x D 365mm

66-38-15 Half Glazed Cabinet AGAH563
H 1672mm x W 960mm x D 450mm



78-26-12 Half Glazed Cabinet AGAH272
H 1972mm x W 660mm x D 365mm

78-26-15 Half Glazed Cabinet AGAH572
H 1972mm x W 660mm x D 450mm



78-26-12 2 Door Half Glazed Cabinet AGAH271
H 1972mm x W 660mm x D 365mm

78-26-15 2 Door Half Glazed Cabinet AGAH571
H 1972mm x W 660mm x D 450mm



78-38-12 Half Glazed Cabinet AGAH273
H 1972mm x W 960mm x D 365mm

78-38-15 Half Glazed Cabinet AGAH573
H 1972mm x W 960mm x D 450mm



Tuscan 78- 38-12 Half Door Cabinet (AGAD273) in Victorian Wax Finish

TUSCAN COLLECTION : LIVING

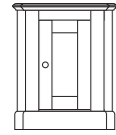
Tuscan Corner Units and Hall Tables

Traditional Tuscan corner units allow complete versatility while planning a room. These are available as single base units with the option of one or two doors, or tall units which are available with the choice of open, glazed or half glazed tops.

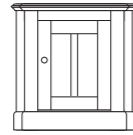
NB: The corner unit depth given is the distance required from the corner of the room to the front right and left corners of the unit.

The hall is often a difficult area to furnish and the Tuscan range of hall tables are the ideal addition for this oft-forgotten area of the house. With a minimal footprint, hall tables are ideal as telephone tables and include convenient drawers and shelf storage.

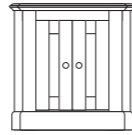
Tuscan Corner Units



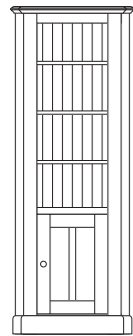
Small Single Door Corner Base
H 765mm x W 615mm x D 435mm
AGUB125



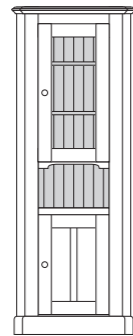
Large Single Door Corner Base
H 765mm x W 755mm x D 535mm
AGUB130



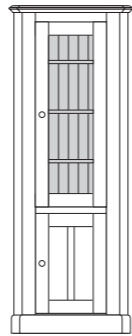
Large Double Door Corner Base
H 765mm x W 755mm x D 535mm
AGUD230



Single Door Open Top Corner Unit
H 1975mm x W 755mm x D 535mm
AGUS130

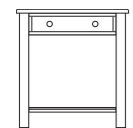


Single Door Half Glazed Corner Unit
H 1975mm x W 755mm x D 535mm
AGUS135

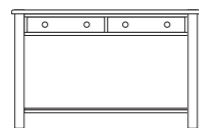


Single Door Glazed Top Corner Unit
H 1975mm x W 755mm x D 535mm
AGUS139

Tuscan Hall Tables



Small Hall Table
H 765mm x W 725mm x D 330mm
AGOH213



Large Hall Table
H 765mm x W 1220mm x D 330mm
AGOH414



Tuscan Small Hall Table (AGOH213) in Victorian Lacquer Finish



Tuscan Single Door Glazed Top Corner Unit (AGUS139) in Victorian Wax Finish

TUSCAN COLLECTION : LIVING

Tuscan TV Units and Hi-Fi Unit

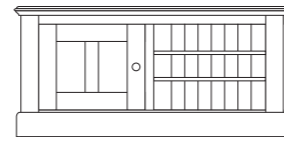
Tuscan TV and Hi-fi units have been designed to complement all current home entertainment units, and have been designed to accommodate all your media storage needs.

NB: The corner TV unit depth given is the distance required from the corner of the room to the front right and left corners of the unit.

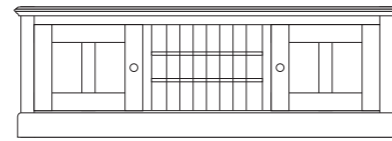
Tuscan Large TV Units



Tuscan Large 2 Door TV Unit (AGEV680) in Victorian Lacquer Finish

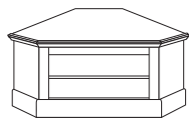


Large 1 Door TV Unit
H 578mm x W 1235mm x D 590mm
AGEV490

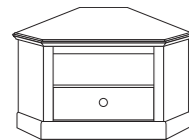


Large 2 Door TV Unit
H 578mm x W 1730mm x D 590mm
AGEV680

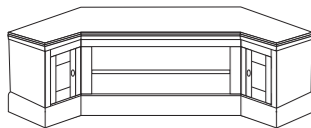
Tuscan Corner TV Units



Small Open Corner TV Unit
H 463mm x W 1100mm x D 775mm
AGEC100



Fully Open Corner TV Unit with Drawer
H 603mm x W 1100mm x D 775mm
AGEC300



Large Corner TV Unit
H 463mm x W 1765mm x D 1250mm
AGEC690

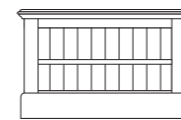


Fully Open Corner TV Unit with Drawer (AGEC300) in Rugger Brown Wax Finish

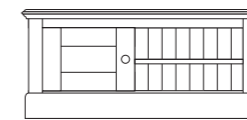


Small Midi 1 Door Video Unit (AGEV160), 2 x 2 Straight Leg Coffee Table (AGOS220) and Large Single Door Corner Base (AGUB130) in Victorian Lacquer Finish

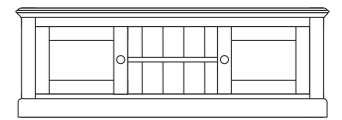
Tuscan Midi TV Units and Tuscan Hi-fi Unit



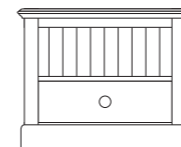
Small Midi Open TV Unit
H 463mm x W 750mm x D 450mm
AGEV100



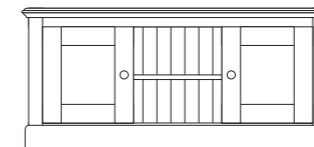
Small Midi 1 Door TV Unit
H 463mm x W 1040mm x D 450mm
AGEV160



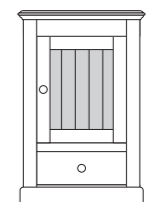
Small Midi 2 Door TV Unit
H 463mm x W 1330mm x D 450mm
AGEV180



Midi Open TV Unit with Drawer
H 603mm x W 750mm x D 450mm
AGEV300



Midi 2 Door TV Unit
H 603mm x W 1330mm x D 450mm
AGEV280



Glazed Midi Hi-fi Unit with Drawer
H 865mm x W 545mm x D 450mm
AGEM300

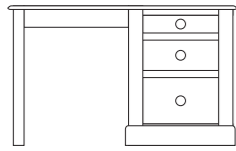
TUSCAN COLLECTION : HOME OFFICE

Tuscan Desks and Filing Chests

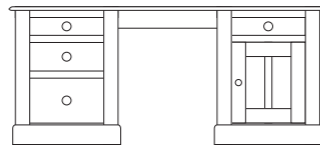
Designed to blend in with your home environment the Tuscan office range caters for all your practical working and storage space needs while maintaining the classic design cues of the range.

NB: The corner desk depth given is the distance required from the corner of the room to the front right and left corners of the unit.

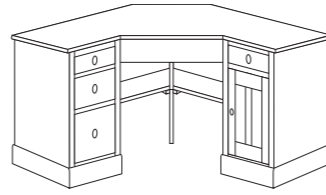
Tuscan Desks



Desk - Single Pedestal 3 Drawers
H 772mm x W 1300mm x D 590mm
AGFA300

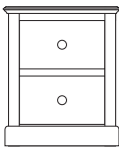


Desk - Combination 5
H 772mm x W 1790mm x D 590mm
AGFD500

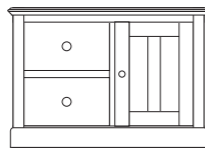


Corner Desk - Combination 5
H 772mm x W 1765mm x D 1250mm
AGFC500

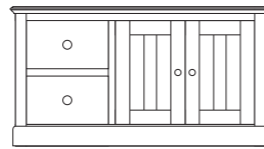
Tuscan Filing Chests



Filing Chest - 2 Drawers
H 772mm x W 630mm x D 450mm
AGFF225



Filing Chest - 2 Drawers and 1 Door Cupboard
H 772mm x W 1120mm x D 450mm
AGFF244



Filing Chest - 2 Drawers and 2 Door Cupboard
H 772mm x W 1450mm x D 450mm
AGFF257



Tuscan Desk Combination 5 (AGFD500), 2 Drawer Filing Chest (AGFF225) and 78-38-12 Half Glazed Cabinet (AGAH273) in Victorian Lacquer Finish

TUSCAN COLLECTION : KITCHEN

Tuscan Breakfast Bars and Stools

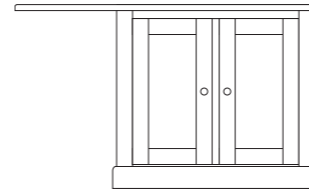
Personalise and enhance your kitchen with a traditional styled Tuscan breakfast bar. These breakfast bars are extremely versatile as the top can be fixed in any position to create a breakfast bar that can either be free-standing or placed up against a wall depending on position and space available.

In 2 and 3 bay configurations both breakfast bars come with one internal shelf which is fully adjustable.

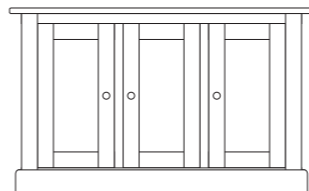
The Tuscan breakfast bar range can be perfectly complemented with bar stools from our collection. These are available with either solid beech seats or one of our fabric seat pad choices. For full range of seat pad options please see page 37.

NB: Stools shown in Repro Wax Finish

Tuscan Breakfast Bars



2 Bay Breakfast Bar AGDX532
H 922mm x W 1524mm x D 915mm
(Base Unit Dimensions W 1016mm x D 616mm)



3 Bay Breakfast Bar AGDX533
H 922mm x W 1524mm x D 915mm
(Base Unit Dimensions W 1446mm x D 616mm)

Pinetum Stools



Slat Bar Stool / Brown Faro Seat Pad
H 1025mm x W 430mm x D 450mm



Bretton Bar Stool / Brown Faro Seat Pad
H 1115mm x W 410mm x D 420mm



Tuscan 3 Bay Breakfast Bar (AGDX533) in Vanilla Finish

TUSCAN COLLECTION : BEDROOM

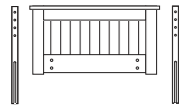
Tuscan Beds and Mattresses

All styles of the Pinetum pine bed collection perfectly complement the traditional lines of all the pieces available in the Tuscan bedroom suite.

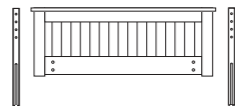
A complete range of pine beds is available in the full complement of sizes - single, double and king size. High and low foot end options are available on selected items. All pine beds are sprung slatted giving you additional comfort and come disassembled for easy access into your house.

Pinetum can also supply a range of mattresses in standard pocket sprung and firm pocket sprung comfort levels for the ultimate good nights' sleep.

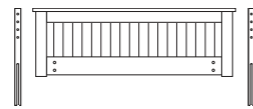
Pinetum Slat Headboards and Slat Beds



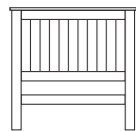
Single Slat Headboard
H 1052mm x W 1094mm x D 110mm
APBS100



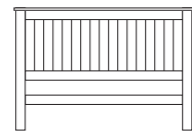
Double Slat Headboard
H 1052mm x W 1554mm x D 110mm
APBS200



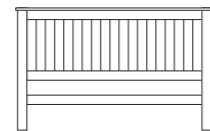
King Size Slat Headboard
H 1052mm x W 1704mm x D 110mm
APBS300



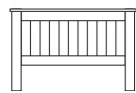
Single Slat Bed - HFE
H 1052mm x W 1094mm x D 2083mm
APBS120



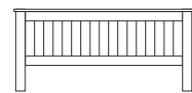
Double Slat Bed - HFE
H 1052mm x W 1554mm x D 2083mm
APBS220



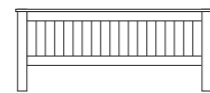
King Size Slat Bed - HFE
H 1052mm x W 1704mm x D 2178mm
APBS320



Single Slat Bed - LFE
H 1052mm x W 1094mm x D 2083mm
APBS125



Double Slat Bed - LFE
H 1052mm x W 1554mm x D 2083mm
APBS225



King Size Slat Bed - LFE
H 1052mm x W 1704mm x D 2178mm
APBS325

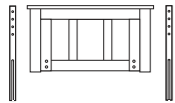


Pinetum King Size Slat Bed with High Foot End (AGBS320) and 3 + 2 Chest of Drawers (AGCA320) in Repro Wax Finish

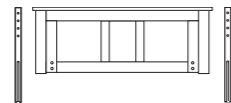


Pinetum King Size Panel Bed with High Foot End (AGBP320), Large All Hanging Wardrobe (AGWA540) and Large 2 Drawer Bedside (AGCB220) in Victorian Lacquer Finish

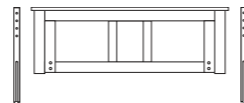
Pinetum Panel Headboard and Panel Beds



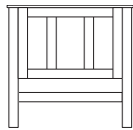
Single Panel Headboard
H 1052mm x W 1094mm x D 110mm
APBP100



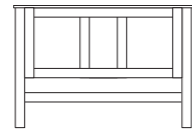
Double Panel Headboard
H 1052mm x W 1554mm x D 110mm
APBP200



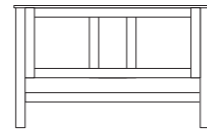
King Size Panel Headboard
H 1052mm x W 1704mm x D 110mm
APBP300



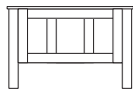
Single Panel Bed - HFE
H 1052mm x W 1094mm x D 2083mm
APBP120



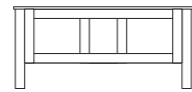
Double Panel Bed - HFE
H 1052mm x W 1554mm x D 2083mm
APBP220



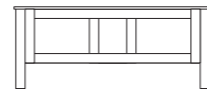
King Size Panel Bed - HFE
H 1052mm x W 1704mm x D 2178mm
APBP320



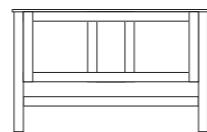

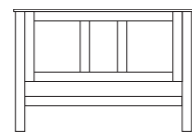

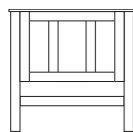
Single Panel Bed - LFE
H 1052mm x W 1094mm x D 2083mm
APBP125



Double Panel Bed - LFE
H 1052mm x W 1554mm x D 2083mm
APBP225



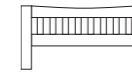
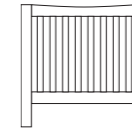
King Size Panel Bed - LFE
H 1052mm x W 1704mm x D 2178mm
APBP325



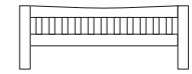
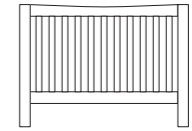
Pinetum Oxford Beds



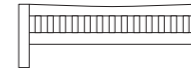
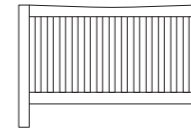
Pinetum King Size Oxford Bed (APBO320) in Repro Wax Finish



Single Oxford Bed
H 1050mm x W 1055mm x D 1995mm
APBO120

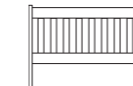
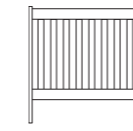


Double Oxford Bed
H 1050mm x W 1447mm x D 1995mm
APBO220

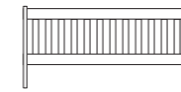
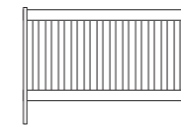


King Size Oxford Bed
H 1050mm x W 1600mm x D 2105mm
APBO320

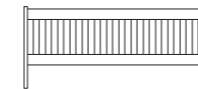
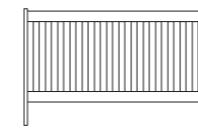
Pinetum Paris Beds



Single Paris Bed
H 1000mm x W 965mm x D 2115mm
APBK120



Double Paris Bed
H 1000mm x W 1422mm x D 2115mm
APBK220

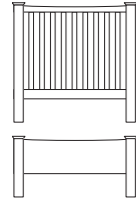


King Size Paris Bed
H 1000mm x W 1574mm x D 2225mm
APBK320

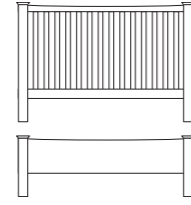


Pinetum King Size Paris Bed (APBK320) and Under Bed Drawer (AGCY300) in Repro Wax Finish

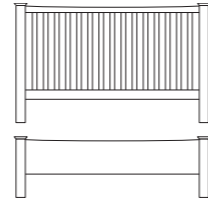
Pinetum Naples Beds



Single Naples Bed
H 1025mm x W 1043mm x D 2020mm
APBN120



Double Naples Bed
H 1025mm x W 1500mm x D 2020mm
APBN220

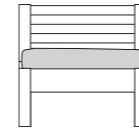


King Size Naples Bed
H 1025mm x W 1652mm x D 2130mm
APBN320

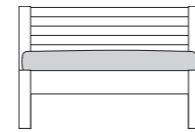


Pinetum Double Naples Bed (APBN220) in Repro Wax Finish

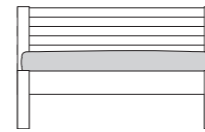
Pinetum Gate Beds



Single Gate Bed
H 1020mm x W 1040mm x D 1941mm
APBB125



Double Gate Bed
H 1020mm x W 1500mm x D 1941mm
APBB225



King Size Gate Bed
H 1020mm x W 1650mm x D 2036mm
APBB325

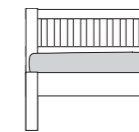


Pinetum Double Gate Bed (APBB225) in Repro Wax Finish

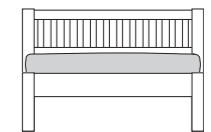
Pinetum Rail Beds



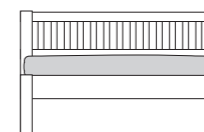
Pinetum Double Rail Bed (APBC225) in Repro Wax Finish



Single Rail Bed
H 1020mm x W 1040mm x D 1941mm
APBC125



Double Rail Bed
H 1020mm x W 1500mm x D 1941mm
APBC225



King Size Rail Bed
H 1020mm x W 1650mm x D 2036mm
APBC325

TUSCAN COLLECTION : BEDROOM

Tuscan Wardrobes

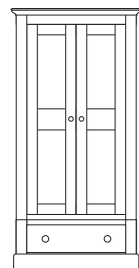
Substantial solid pine furniture is the Tuscan range's signature feature. There are 3 styles available; all hanging, combination and ladies. Rail and shelf options are available to fit your individual requirements and our deluxe pack option includes a divider, shelving, a tie rail, an internal mirror and locks.

NB: All wardrobes can be supplied with locks free of charge on request.

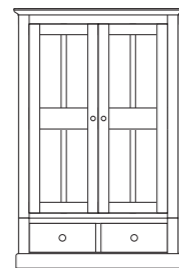


Tuscan 1.2 Ladies Wardrobe (AGWL540) with optional lock, King Size Slat Bed with High Foot End (AGBS320) and Single Blanket Box (AGCX10) in Victorian Wax Finish

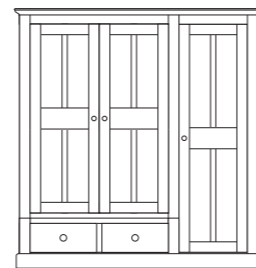
Tuscan Ladies Wardrobes



0.9 Ladies Wardrobe
H 1973mm x W 980mm x D 600mm
AGWL420



1.2 Ladies Wardrobe
H 1973mm x W 1280mm x D 600mm
AGWL540

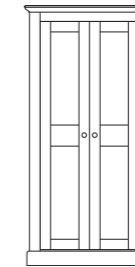


1.8 Ladies Wardrobe
H 1973mm x W 1880mm x D 600mm
AGWL780


Tuscan All Hanging Wardrobes



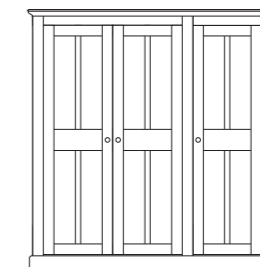
Tuscan 1.8 All Hanging Wardrobe (AGWA780) in Repro Wax Finish



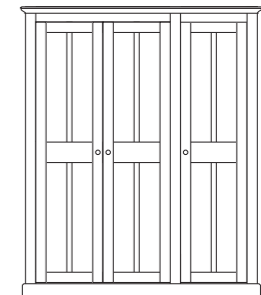
0.9 All Hanging Wardrobe
H 1973mm x W 980mm x D 600mm
AGWA420



1.2 All Hanging Wardrobe
H 1973mm x W 1280mm x D 600mm
AGWA540

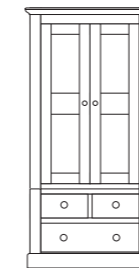


1.8 All Hanging Wardrobe
H 1973mm x W 1880mm x D 600mm
AGWA780

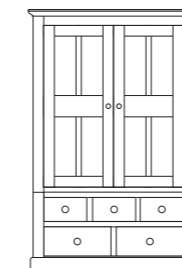


Tall 1.8 All Hanging Wardrobe
H 2273mm x W 1880mm x D 600mm
AGWA785

Tuscan Combination Wardrobes



0.9 Combination Wardrobe
H 1968mm x W 1040mm x D 630mm
AGWC420



1.2 Combination Wardrobe
H 1968mm x W 1340mm x D 630mm
AGWC540



Tuscan 0.9 Combination Wardrobe (AGWC420) with optional lock, in Victorian Wax Finish

TUSCAN COLLECTION : BEDROOM

Tuscan Chests, Bedside, Blanket Boxes, Underbed Drawer, Dressing Tables, Stools and Mirrors

The striking Tuscan range offers total flexibility to your storage needs with a wide range of Chests of Drawers

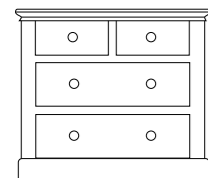
Designed to complement all of the Tuscan bedroom suite, bedside cabinets are available in small or large sizes and are a perfect addition to our bedroom range. For additional storage capacity blanket boxes are also available to complete the suite and match each size of bed. Under bed drawers are also available.

Why not finish off your bedroom perfectly by adding a dressing table to your Tuscan bedroom collection? A choice of two bedroom stools is available in a wide variety of seat pad options. Wall mirrors are also available to complete the range.

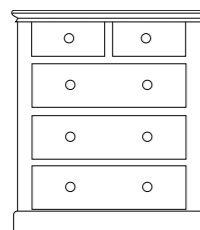


Tuscan 4 + 3 Wide Chest (AGCA430) in Victorian Wax Finish

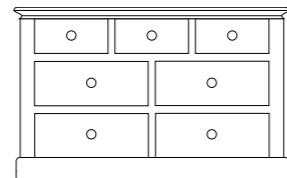
Tuscan Chest of Drawers and Wellington Chest



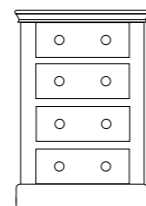
2+2 Chest of Drawers
H 916mm x W 1040mm x D 450mm
AGCA220



3+2 Chest of Drawers
H 1191mm x W 1040mm x D 450mm
AGCA320



4+3 Chest of Drawers
H 916mm x W 1470mm x D 450mm
AGCA430

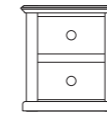


4 Drawer Wellington Chest
H 1050mm x W 720mm x D 450mm
AGCW400

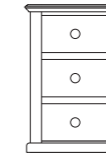
Tuscan Bedside



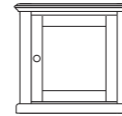
Small Bedside with Door
H 554mm x W 510mm x D 350mm
AGCB110



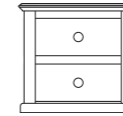
Small 2 Drawer Bedside
H 554mm x W 510mm x D 350mm
AGCB120



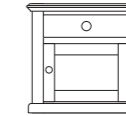
Small 3 Drawer Bedside
H 782mm x W 510mm x D 350mm
AGCB130



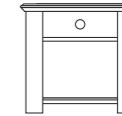
Large Bedside with Door
H 574mm x W 610mm x D 450mm
AGCB210



Large 2 Drawer Bedside
H 574mm x W 610mm x D 450mm
AGCB220

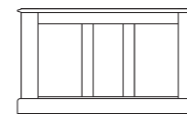


Large Bedside with Door and Drawer
H 574mm x W 610mm x D 450mm
AGCB211

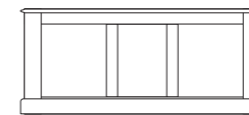


Large Bedside Table
H 574mm x W 610mm x D 450mm
AGCB200

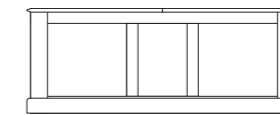
Tuscan Blanket Boxes, Underbed Drawer, Pedestal Dressing Tables, Stools and Mirrors



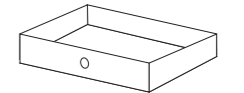
Single Blanket Box
H 548mm x W 950mm x D 470mm
AGCX100



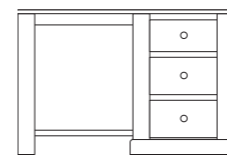
Double Blanket Box
H 550mm x W 1280mm x D 470mm
AGCX200



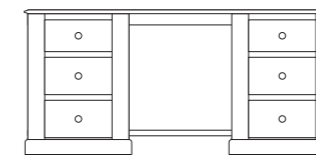
King Size Blanket Box
H 550mm x W 1430mm x D 470mm
AGCX300



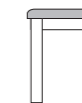
Tuscan Underbed Drawer
H 156mm x W 900mm x D 610mm
AGCY300



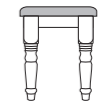
Single Pedestal Dressing Table
H 763mm x W 1185mm x D 450mm
AGCC100



Double Pedestal Dressing Table
H 763mm x W 1660mm x D 450mm
AGCC200



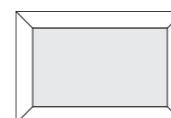
Bedroom Stool/Fabric Seat
H 500mm x W 410mm x D 410mm




Farmhouse Bedroom Stool/Fabric Seat
H 500mm x W 410mm x D 410mm

Bedroom Stool/Beech Seat
H 500mm x W 410mm x D 410mm


Farmhouse Bedroom Stool/Beech Seat
H 500mm x W 410mm x D 410mm



Medium Wall Mirror
H 600mm x W 900mm x D 20mm
APMW360



Large Wall Mirror
H 600mm x W 1200mm x D 20mm
APMW480




Rectangular Wall Mirror
H 600mm x W 1900mm x D 20mm
APMW100

TUSCAN COLLECTION : FINISHES

Tuscan Wood Finishes and Tuscan Knobs

All Tuscan products are available in the following range of wood finishes to match with your existing furniture or room décor. The Tuscan range is finished with two different sizes of wooden knob. The size of knob fitted is dependent on the individual item of furniture supplied.



Antique Lacquer



Antique Wax



Honey Lacquer



Honey Wax



Repro Mahogany Lacquer



Repro Mahogany Wax



Repro Wax




Rugger Brown Wax



Traditional Wax



Victorian Lacquer



Victorian Wax



Walnut wax




Cream Paint Finish



Vanilla Paint Finish



White Paint Finish



NEW Truffle Paint Finish



Tuscan Small Wooden Knob



Tuscan Large Wooden Knob

TUSCAN COLLECTION : CHAIR FABRICS

Pinetum Chair Fabrics

Pinetum can supply all chair seat pads from the following selection of stylish fabric designs to suit any room, decor or setting. For further information on all Pinetum product ranges please visit our website at www.pinetum.co.uk



Karakas Brown



Karakas Black



Tivoli Cream



Tivoli Mustang



Tivoli Brown



Mottle



Tessa Cream



Tessa Brown



Tessa Black



Lily Cream



Lily Brown



Flora



Faro Cream



Faro Brown



Faro Black



Faro Red



Brown Leather

TUSCAN COLLECTION : CUSTOMER SPECIALS

Customer Specials

Pinetum are also pleased to offer their "customer specials" service where specific items of furniture can be made wider, taller or deeper to suit your own personal size and space requirements.

Please note that this only relates to external dimensions (width, height and depth) and not to product configuration. For more details please contact your local stockist who will be pleased to provide detailed information on this service.

For further information on all Pinetum product ranges please visit our website at www.pinetum.co.uk

TUSCAN COLLECTION : FURNITURE CARE

Care for Your Pinetum Furniture

It is important to remember that all Pinetum's solid pine furniture has been carefully produced using natural organic materials. The timber has been prepared specifically for use in the manufacture of interior furniture and has been slowly kiln dried to bring the moisture content down to 10 to 12%.

Average household humidity levels are between 8 to 12% depending on climatic conditions. It is therefore imperative that the furniture be kept in as warm and dry an environment as is practically possible. Storing the furniture in conditions outside of these levels will invariably cause a degree of movement and create potential problems, particularly with doors and drawers.


All Pinetum pine products are low maintenance and generally require no more than a little "TLC". Lacquered furniture requires the least maintenance, generally no more than cleaning with a good quality furniture polish. The waxed furniture requires a little more attention over its life span, but usually no more than occasionally re-waxing with specialist waxes available from your local pine furniture stockist. This is a simple task that can be undertaken at home by yourself and needs no special skill or instruction, your local pine furniture stockist will be more than happy to advise on the process and frequency of re-waxing. Be careful to ensure as close a colour match as possible to your furniture when purchasing wax products, again, your local stockist will be happy to advise.

Minor damage in the form of small scratches, dents and general wear and tear can easily be remedied using the Pinetum Furniture Care Kit available from Pinetum stockist. Major damage and breakages are best taken care of by employing the services of a local cabinet maker or joiner, alternatively you might enquire with the store from which you purchased your furniture about the possibility of a "return and repair".

NB - Never use chemical, abrasive materials or cleaners on your Pinetum Furniture.

For further information on all Pinetum product ranges please visit our website at www.pinetum.co.uk

TUSCAN COLLECTION : ROOM PLANNER





Pinetum Manufacturing Limited
Roman Way, Crusader Park, Warminster, Wiltshire BA12 8SJ

T. 01985 216160 | F. 01985 211158 | E. sales@pinetum.co.uk

For more information and product details please contact your local stockist or visit our website at www.pinetum.co.uk

Furniture Design - Dean Robbins
Brochure Design - Cat Mayo
Photography - Lindsay Fowke & Hugh Burden

Every effort has been made to reproduce the colours and finishes of product shown in this brochure as accurately as possible. All images and dimensions given in this brochure are correct at time of going to press. Pinetum Manufacturing Ltd. reserves the right to amend products without prior notice. For a full list of latest specifications and product details please contact your local stockist or visit our website at www.pinetum.co.uk.

© 2008 Pinetum Manufacturing Limited

Pinetum™



For further information on all Pinetum product ranges please visit our website at www.pinetum.co.uk

T. 01985 216160 | F. 01985 211158 | E. sales@pinetum.co.uk

